

# E-POSTER UPLOAD GUIDELINES

## Instructions for e-poster submission

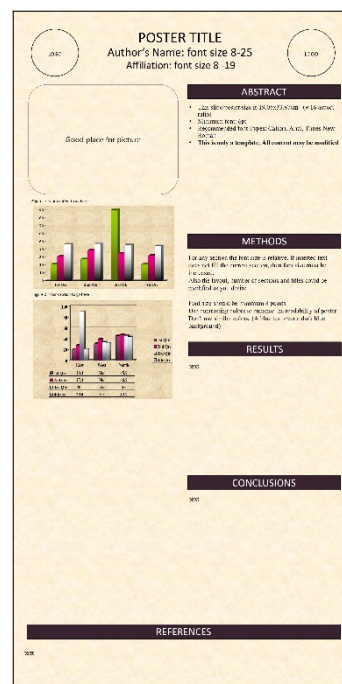


### HOW DO I PREPARE MY E-POSTER?

#### You must first prepare a poster prior to uploading your e-poster

##### Step 1:

Prepare a one page poster document in power point or word document. You may download a template to prepare an e-poster.

In order to download the e-poster template please use one of this templates: (click to download)



##### Step 2:

Turn your document into PDF format.

- All e-posters should be prepared in English.
- Layout: Portrait (vertical orientation)
- Poster Size:
  - Pixels: Minimum recommended size (format W x H) is 1125 x 2000px and maximum is 2250 x 4000px.
  - In cm: 19.05cm width and 33.87cm height
  - Format: 9:16
  - DPI 300 pixels/inch
- File Size: Maximum file size is 4 Megabytes (4MB).
- File Format: Save your file as a PDF for quick and easy upload.
- Media: Images/photos, graphs and tables can be included in the e-poster.
- Multimedia: Videos can be included in the e-poster. (in order to embed movies inside PDF please use Adobe Acrobat Pro and only mp4 files are accepted encoded with h264 codec)